



Location: ACL1 - City Hall

Report on 24-hour TSP monitoring

Action Level ($\mu\text{g}/\text{m}^3$) - 163

Limit Level ($\mu\text{g}/\text{m}^3$) - 260

Date	Sampling Time	Weather Condition	Filter paper no.	Filter Weight, g		Elapse Time, hr		Sampling Time, hr	Flow Rate, m^3/min			Total Volume, m^3	TSP Level, $\mu\text{g}/\text{m}^3$
				Initial	Final	Initial	Final		Initial, Q_{si}	Final, Q_{sf}	Average		
2-Feb-15	8:00	Fine	011006	2.7656	2.9045	20728.17	20752.17	24.00	1.29	1.28	1.28	1850	75.1
7-Feb-15	8:00	Fine	009586	2.8246	3.0996	20755.16	20779.16	24.00	1.28	1.28	1.28	1849	148.7
13-Feb-15	8:00	Fine	009587	2.8202	3.0240	20782.16	20806.16	24.00	1.06	1.06	1.06	1524	133.8
18-Feb-15	14:50	Cloudy	011159	2.7397	2.9278	20826.17	20850.17	24.00	1.00	1.00	1.00	1437	130.9
24-Feb-15	11:40	Cloudy	011161	2.7272	2.8033	20875.36	20899.36	24.00	0.93	0.93	0.93	1335	57.0
28-Feb-15	8:00	Cloudy	011179	2.7294	2.8228	20899.37	20923.37	24.00	0.93	0.93	0.93	1341	69.7

* Due to interruption of electricity supply, the 24hr TSP was rescheduled from 17 and 23 February 2015 to 18 and 24 February 2015 respectively.

Report on 1-hour TSP monitoring

Action Level ($\mu\text{g}/\text{m}^3$) - 460

Limit Level ($\mu\text{g}/\text{m}^3$) - 500

Date	Sampling Time	Weather Condition	Filter paper no.	Filter Weight, g		Elapse Time, hr		Sampling Time, hr	Flow Rate, m^3/min			Total Volume, m^3	TSP Level, $\mu\text{g}/\text{m}^3$
				Initial	Final	Initial	Final		Initial, Q_{si}	Final, Q_{sf}	Average		
3-Feb-15	8:05	Fine	009613	2.8116	2.8176	20752.17	20753.17	1.00	1.09	1.09	1.09	66	91.4
3-Feb-15	9:10	Fine	009610	2.8260	2.8318	20753.17	20754.17	1.00	1.09	1.09	1.09	66	88.4
3-Feb-15	10:20	Fine	009606	2.8220	2.8282	20754.17	20755.17	1.00	1.09	1.09	1.09	66	94.5
9-Feb-15	8:09	Fine	011088	2.7272	2.7363	20779.16	20780.16	1.00	1.23	1.23	1.23	74	123.6
9-Feb-15	9:12	Fine	011091	2.7259	2.7346	20780.16	20781.16	1.00	1.23	1.23	1.23	74	118.2
9-Feb-15	10:20	Fine	011094	2.7376	2.7468	20781.16	20782.16	1.00	1.23	1.23	1.23	74	125.0
14-Feb-15	8:04	Fine	009642	2.8612	2.8716	20806.16	20807.16	1.00	0.99	0.99	0.99	60	174.5
14-Feb-15	9:09	Fine	009695	2.8693	2.8787	20807.16	20808.16	1.00	0.99	0.99	0.99	60	157.8
14-Feb-15	10:13	Fine	009648	2.8676	2.8720	20808.16	20809.16	1.00	0.87	0.87	0.87	52	84.7
18-Feb-15	8:00	Cloudy	011150	2.7288	2.7459	20823.17	20824.17	1.00	1.00	1.00	1.00	60	286.0
18-Feb-15	11:00	Cloudy	011157	2.7268	2.7398	20825.17	20826.17	1.00	1.00	1.00	1.00	60	217.5
18-Feb-15	13:00	Cloudy	011158	2.7411	2.7485	20826.17	20827.17	1.00	1.00	1.00	1.00	60	123.8
24-Feb-15	8:05	Cloudy	011246	2.7795	2.7803	20872.36	20873.36	1.00	0.93	0.93	0.93	56	14.4
24-Feb-15	9:15	Cloudy	011249	2.7916	2.7935	20873.16	20874.16	1.00	0.93	0.93	0.93	56	34.1
24-Feb-15	10:30	Cloudy	011252	2.8018	2.8033	20874.36	20875.36	1.00	0.93	0.93	0.93	56	26.9
2-Mar-15	8:10	Cloudy	011168	2.7241	2.7290	20923.37	20924.37	1.00	0.93	0.99	0.96	58	84.8
2-Mar-15	9:20	Cloudy	011171	2.7205	2.7248	20924.37	20925.37	1.00	0.93	0.99	0.96	58	74.4
2-Mar-15	10:45	Cloudy	009662	2.8504	2.8617	20925.37	20926.37	1.00	0.93	0.99	0.96	58	195.6



Location: ACL2a - Contractor HK/2012/08 Site office

Report on 24-hour TSP monitoring

Action Level ($\mu\text{g}/\text{m}^3$) - 187.3

Limit Level ($\mu\text{g}/\text{m}^3$) - 260

Date	Sampling Time	Weather Condition	Filter paper no.	Filter Weight, g		Elapse Time, hr		Sampling Time, hr	Flow Rate, m^3/min			Total Volume, m^3	TSP Level, $\mu\text{g}/\text{m}^3$
				Initial	Final	Initial	Final		Initial, Q_{si}	Final, Q_{sf}	Average		
2-Feb-15	8:00	Fine	009596	2.8228	2.9509	3088.40	3112.40	24.00	1.10	1.10	1.10	1590	80.6
7-Feb-15	8:00	Fine	009625	2.8566	3.0969	3115.42	3139.42	24.00	1.10	1.10	1.10	1589	151.2
14-Feb-15	17:00	Fine	009594	2.8325	3.1575	3145.52	3169.52	24.00	1.21	1.21	1.21	1740	186.8
17-Feb-15	8:00	Cloudy	009588	2.8245	3.0304	3169.53	3193.53	24.00	1.09	1.10	1.10	1577	130.5
23-Feb-15	8:00	Cloudy	011135	2.7290	2.8695	3196.53	3220.53	24.00	1.04	1.04	1.04	1492	94.2
28-Feb-15	8:00	Cloudy	011175	2.7272	2.8653	3223.54	3247.54	24.00	1.15	1.15	1.15	1660	83.2

* Due to interruption of electricity supply, the 24hr TSP was rescheduled from 13 February 2015 to 14 February 2015.

Report on 1-hour TSP monitoring

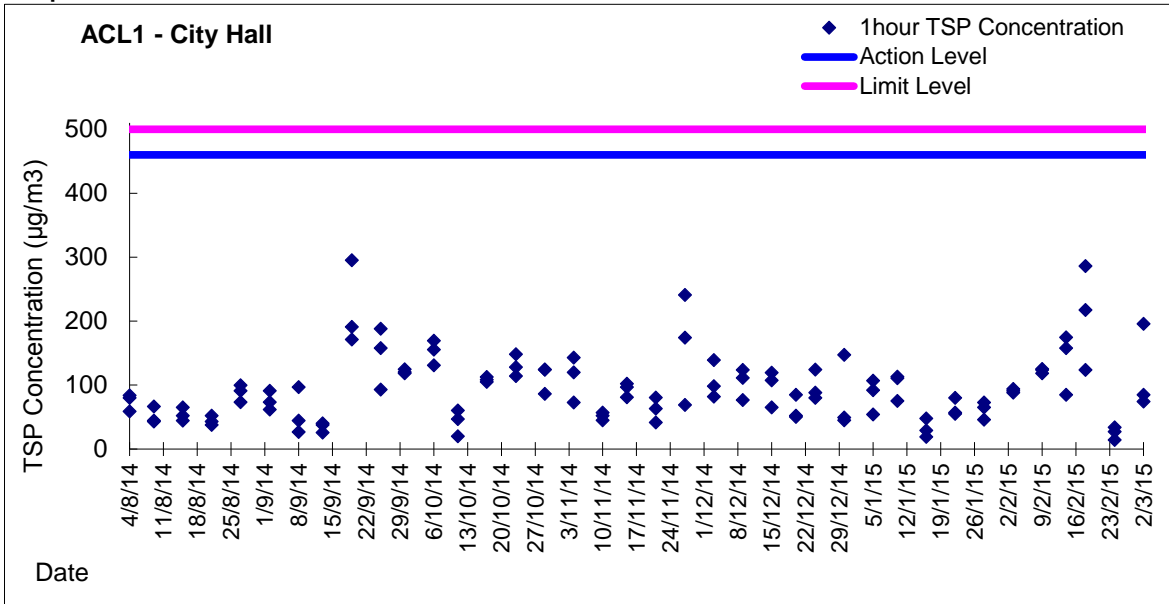
Action Level ($\mu\text{g}/\text{m}^3$) - 300.1

Limit Level ($\mu\text{g}/\text{m}^3$) - 500

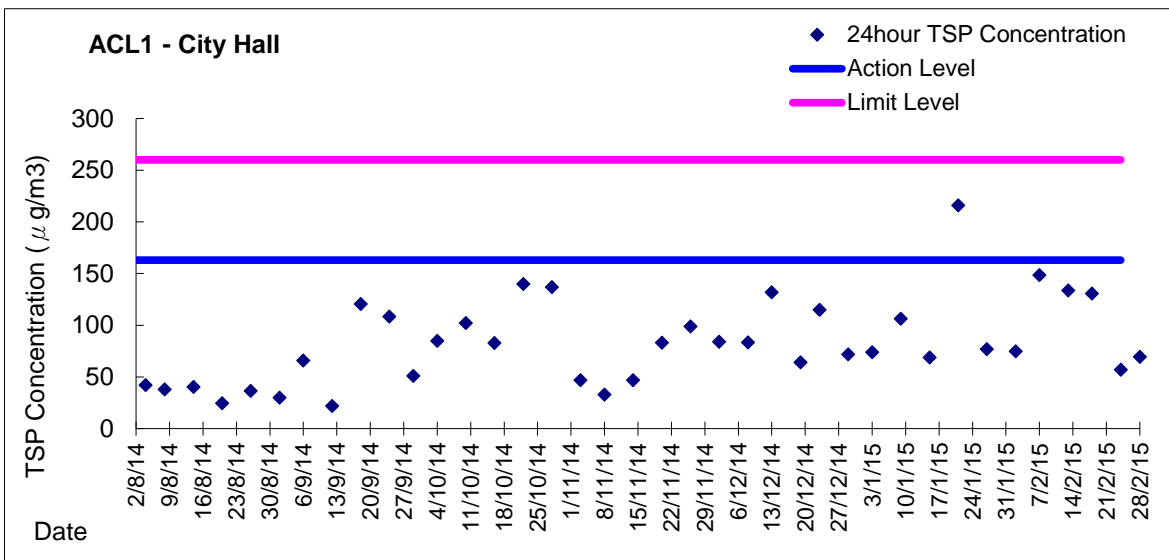
Date	Sampling Time	Weather Condition	Filter paper no.	Filter Weight, g		Elapse Time, hr		Sampling Time, hr	Flow Rate, m^3/min			Total Volume, m^3	TSP Level, $\mu\text{g}/\text{m}^3$
				Initial	Final	Initial	Final		Initial, Q_{si}	Final, Q_{sf}	Average		
3-Feb-15	9:55	Fine	009617	2.8554	2.8653	3112.40	3113.40	1.00	1.16	1.16	1.16	70	142.3
3-Feb-15	11:00	Fine	009619	2.8587	2.8684	3113.42	3114.42	1.00	1.16	1.16	1.16	70	139.4
3-Feb-15	13:00	Fine	009622	2.8600	2.8726	3114.42	3115.42	1.00	1.16	1.16	1.16	70	181.1
9-Feb-15	10:30	Fine	009629	2.8575	2.8733	3139.42	3140.42	1.00	1.16	1.16	1.16	70	226.1
9-Feb-15	13:00	Fine	009632	2.8517	2.8672	3140.42	3141.42	1.00	1.16	1.16	1.16	70	221.8
9-Feb-15	14:10	Fine	011083	2.7318	2.7460	3141.42	3142.42	1.00	1.16	1.16	1.16	70	203.2
14-Feb-15	13:00	Fine	011070	2.7288	2.7392	3142.52	3143.52	1.00	1.04	1.04	1.04	62	167.2
14-Feb-15	14:09	Fine	011075	2.7425	2.7505	3143.52	3144.52	1.00	1.09	1.09	1.09	66	121.9
14-Feb-15	15:15	Fine	009591	2.8326	2.8422	3144.52	3145.52	1.00	1.04	1.04	1.04	62	154.4
18-Feb-15	9:02	Cloudy	009636	2.8598	2.8716	3193.53	3194.53	1.00	1.04	1.04	1.04	62	189.2
18-Feb-15	10:11	Cloudy	011128	2.7353	2.7464	3194.53	3195.53	1.00	1.04	1.04	1.04	62	178.0
18-Feb-15	13:00	Cloudy	011132	2.7261	2.7382	3195.53	3196.53	1.00	1.04	1.04	1.04	62	194.0
24-Feb-15	8:15	Cloudy	011215	2.8057	2.8174	3220.53	3221.53	1.00	1.15	1.15	1.15	69	169.6
24-Feb-15	9:20	Cloudy	011214	2.7276	2.7394	3221.53	3222.53	1.00	1.15	1.15	1.15	69	171.0
24-Feb-15	10:30	Cloudy	011187	2.7230	2.7334	3222.53	3223.53	1.00	1.15	1.15	1.15	69	150.7
2-Mar-15	10:40	Cloudy	011243	2.7795	2.7847	3247.54	3248.54	1.00	1.15	1.15	1.15	69	75.2
2-Mar-15	13:00	Cloudy	011223	2.7751	2.7863	3248.54	3249.54	1.00	1.15	1.15	1.15	69	162.0
2-Mar-15	14:20	Cloudy	011225	2.7771	2.7840	3249.54	3250.54	1.00	1.15	1.15	1.15	69	99.8



Graphic Presentation of 1 hour TSP Result

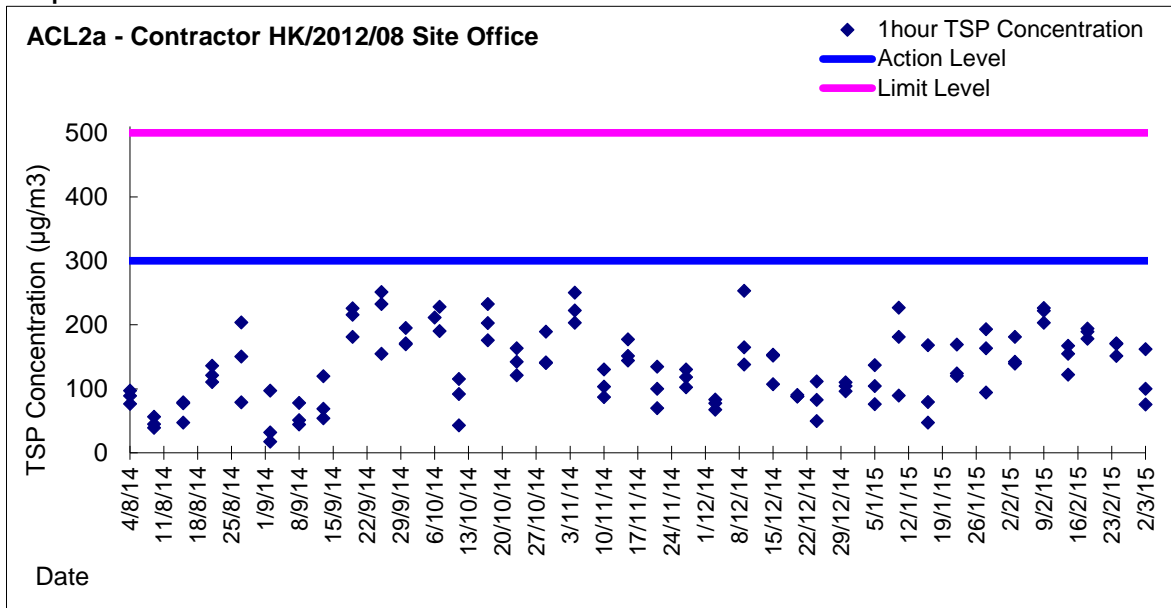


Graphic Presentation of 24 hour TSP Result





Graphic Presentation of 1 hour TSP Result



Graphic Presentation of 24 hour TSP Result

